









# FEED GILMAN

## ...FOR CLASSROOM ENRICHMENT!

### What is Feed Gilman?

Feed Gilman is an annual fundraising campaign we will use to cover classroom enrichment costs. **100% of Feed Gilman donations go back into the classrooms!**

Examples include:

-  Author visits
-  Assemblies
-  Math & Science equipment
-  Specialist visits & presentations
-  Guest speakers
-  Reading support materials
-  Writing study units
-  And much more...

### Donation Request

Due to state funding cuts, PTSA's need to work harder than ever to supplement the cost required to educate our children. As such, we are asking families to donate \$50 per student, or \$100 per family\* to help fund classroom enrichment. With 180 days in the school year, a \$100 donation is only 55 cents a day! (\*A donation of any size is helpful)

**\*\*\*NOTE\*\*\*** The Grand Ridge PTSA is a **501(c)(3) organization**; therefore, your donations are tax deductible. We are happy to provide a receipt.

### Corporate Match - double your donation without spending more!!

Does your employer match charitable donations? Please let us know so we can work together to ensure that the Grand Ridge PTSA benefits from your corporate matching program. Indicate the company that you or your spouse works at below. *Please also be sure to submit any matching funds forms to your company. Thank you!*

Albertsons	Boeing	Expedia	Merrill Lynch	Starbucks
Amgen	Charles Schwab	Home Depot	Microsoft	Unilever
Attachmate	Cisco	IBM	Nintendo	
Bank of America	Costco	Medtronic	Safeco	

*Do you work for another company that matches donations? Please let us know!*

Parent's Name: \_\_\_\_\_

Email & Phone: \_\_\_\_\_

Students Name(s) & Grade(s): \_\_\_\_\_

FEED GILMAN DONATION AMOUNT \_\_\_\_\_

\*\*\* ONE CHECK MAY BE WRITTEN FOR ALL PTSA ITEMS \*\*\*

